

Enjoy your **FREE** lesson plan from Kerri Lynn Nichol's new book,  
**Body Talks!**  
 You can purchase the whole book or E-Book at  
<https://kerri-oke.com>

## The Snap Clap Rap

### Process

- ✓ Play the recording (supplemental materials attached). as students enter the room.
- ✓ Bring in some popcorn for notating (and some for eating later). Print the beat chart (supplemental materials) for each student. Say and clap the list of foods and notate them with popcorn. On another day, change the food group and use different objects: jelly beans, raisins, Skittles, etc.

Pop-	corn	piz-	za,	pick-led	pig's	feet.	(rest)

- ✓ On yet another day in the B Sections, instead of saying a favorite food, students think of a food that starts with the same letter/sound of their first name. Example:

Mary likes marmalade, Bodhi like bananas, Kamala likes cake.

### Play a Name Game

- ✓ Sit in a circle and pat the steady beat.
- ✓ Speech
  - ♪ Sit in a circle.
  - ♪ Review the theme chant.
  - ♪ Add body percussion (A Section)
  - ♪ Teach the B Section. Each student says a food that starts with the same letter/sound of their first name. The game is additive and continues as long as possible.

First time: Mary likes marmalade,

Second time: Mary likes marmalade, Bodhi like bananas,

Third time: Mary likes marmalade, Bodhi like bananas, Kamala likes cake.

### Body Percussion/Movement

- ✓ Walk to the half-note pulse while chanting the theme.
- ✓ Walk the quarter-note then the eighth-note pulses while chanting the theme.
- ✓ In self-space, ask students to show the pulses in different ways by varying their level, adding arms, head, and full body motions in self space.

### Orchestration

Play the theme on small percussion instruments highlighting note values.


quarter notes = hand drums; eighth notes = woodblocks; rests = triangles.

### Extension


Students create speech and rhythm pieces using their names.


# The Snap Clap Rap


Kerri Lynn Nichols


Theme  $\frac{4}{4}$ :  Pop-corn, piz-za, pick-led pig's feet. When I call your name, tell me what you like to eat!

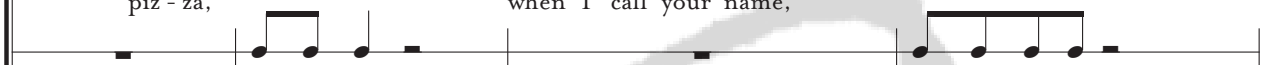
**A**

Improv  (Ma-ry!)

Sn  Pop-corn, tell me

Cl  piz - za, when I call your name,

P  pick-led pig's what you like to

St  feet. eat!

**B**

Improv  Ma-ry likes ice-cream. (Bod-hi!)


Sn  Pop-corn, tell me


Cl  piz-za, when I call your name,

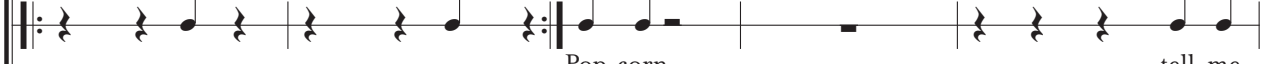
P  pick-led pig's what you like to

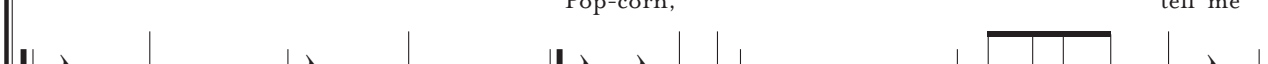
St  feet. eat!

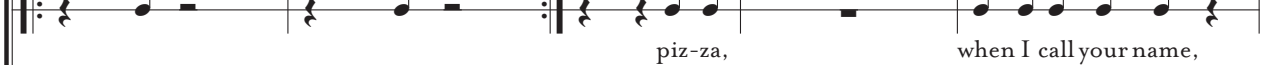
**A**

14  
Improv  Ma-ry likes ice-cream. Bod-hi likes car-rots.

Sn  Pop-corn, tell me

Cl  piz-za, when I call your name,

P  pick-led pig's

St  feet.



### The Snap Clap Rap

**B**

19

Improv

(Ka-ma - la!) Ma-ry likes ice-cream. Bod-hi likes car-rots. Ka-ma-la likes ar-ti-chokes.

Sn

Cl

P  
what you like to

St  
eat!

Coda

23

Sn  
Pop-corn, food, Yum!

Cl  
piz-za, When you get your fav' rite Yum!

P  
pick-led pig's then it's time to Yum!

St  
feet. eat! Yum!

© 2022 Kerri Lynn Nichols. All rights reserved including public performance for profit.



Teachers Writing  
for Teachers

[www.beatinpathpublications.com](http://www.beatinpathpublications.com)

More from Kerri Lynn at: <https://kerri-oke.com>

## Beat Chart

Pop-	corn	piz-	za	pick-led	pig's	feet.	(rest)

## Make Your own Beat Chart
